

DUAL CROSS LINE RELIEF VALVES FLANGEABLE ON DANFOSS MOTORS OMP/OMR BY SCREWS



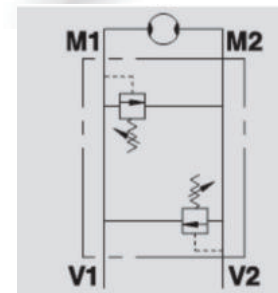
VAU OM WSC

Flow Upto 50 LPM
Pressure 350 Bar

Description & Operation

Made up by two cross port relief valves, these valves are used to limit the pressure in the ports of a hydraulic motor to a certain setting. Direct flange mounting for Danfoss motors type OMP-OMR provides maximum safety, very low pressure drop and a robust installation.

Flange M1 and M2 directly to the motor by screws (not included) and connect ports V1 and V2 to pressure flow.



Hydraulic Symbol

Technical Data

Maximum Flow	50 LPM
Maximum Pressure	350 Bar
Body Material	Steel
Internal parts	Hardened and Ground steel
External Component treatment	Zn/Fe - standard (96h) / Zn/Ni (720h)
Oil Temperature	50 Deg. C
Fluids	Mineral based or synthetics with lubricating properties
Viscosity	30 cSt
Standard Sealing	NBR-Buna N
Filtration	20/18/15 ISO 4406 (Max. Filtration admitted)
Orientation / Mounting	Inline
Weight	See Ordering details

Specifications

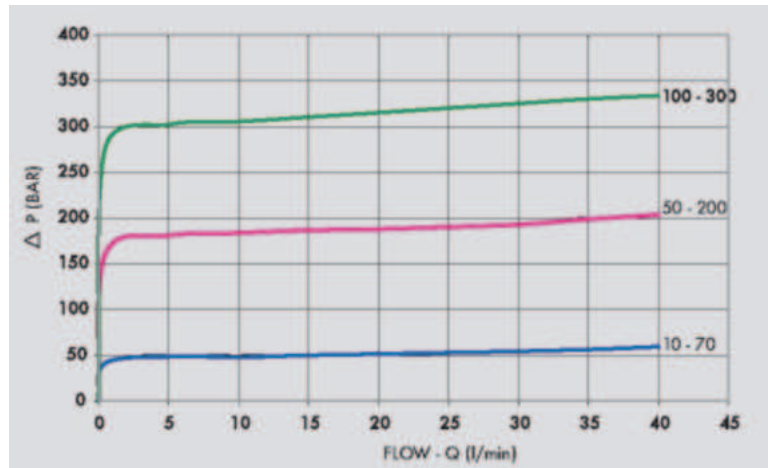
Type	Max.Flow	Max. Pressure
	Bar	Bar
VAU 1/2" OM WSC	50	350
VITE 1/2"	-	350

*000 = please specify the desired setting range. See the table.

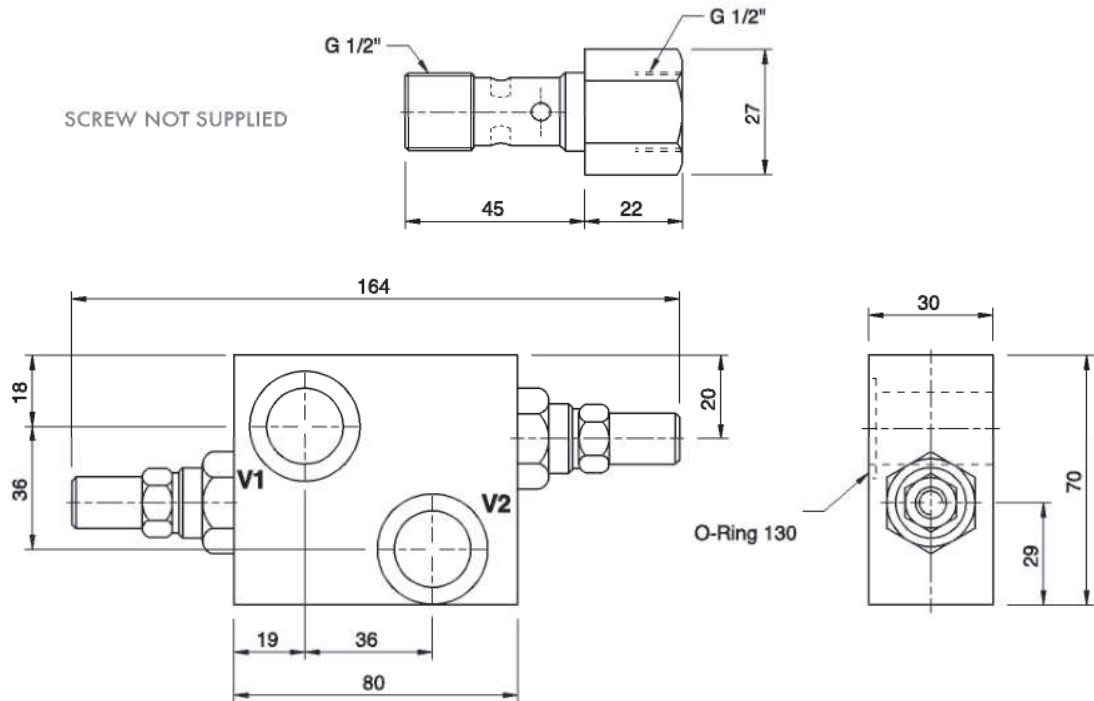
On Request

- Different setting range (see the table)
- Other setting available (CODE/T000 please specify the desired setting)

 Performance Curve



 Dimensional Drawing



 Ordering Details

Code	Type	Weight
		Kg
VO503/000*	VAU 1/2" OM WSC	1.150

 Springs Table

CODE	Setting Range
	Bar
COD/070	10 - 70
COD/200	50 - 200
COD/300	100 - 300

 Adjustment

CODE/V	Handknob
CODE/PP	Arranged for sealing cap
CODE/P	Sealing cap

DUAL CROSS RELIEF VALVES