

DUAL CROSS LINE RELIEF VALVES FLANGEABLE ON DANFOSS MOTORS OMT



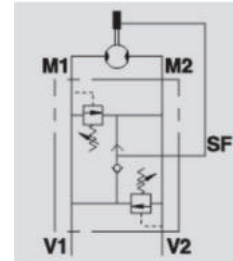
VAU OMT

Flow Upto 100 LPM
Pressure 350 Bar

Description & Operation

Made up by two cross port relief valves, these valves are used to limit the pressure in the both (DE) or one (SE) ports of a hydraulic motor to a certain setting. Direct flange mounting for Danfoss motors type low OMT provides maximum safety, very low pressure drop and a robust installation.

Flange M and M2 directly to the motor and connect ports V1 to V2 to the supply.



Hydraulic Symbol

Technical Data

Maximum Flow	100 LPM
Maximum Pressure	350 bar
Body Material	Steel
Internal parts	Hardened and Ground steel
External Component treatment	Zn/Fe - standard (96h) / Zn/Ni (720h)
Oil Temperature	50 Deg. C
Fluids	Mineral based or synthetics with lubricating properties
Viscosity	30 cSt
Standard Sealing	NBR-Buna N
Filtration	20/18/15 ISO 4406 (Max. Filtration admitted)
Orientation / Mounting	Inline
Weight	See Ordering details

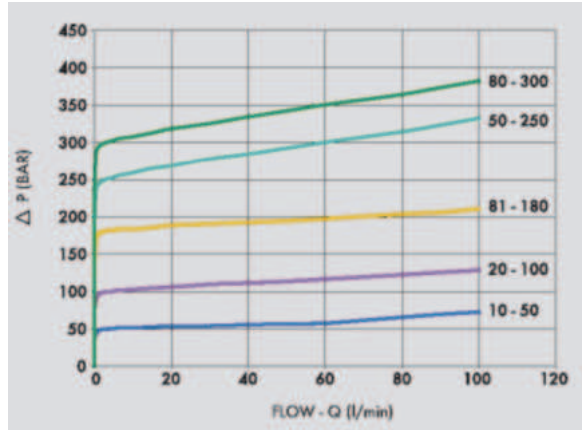
Specifications

Type	Max.Flow	Max Pressure
	LPM	Bar
VAU 3/4" OMT	100	350
VAU 3/4" OMT SE	100	350

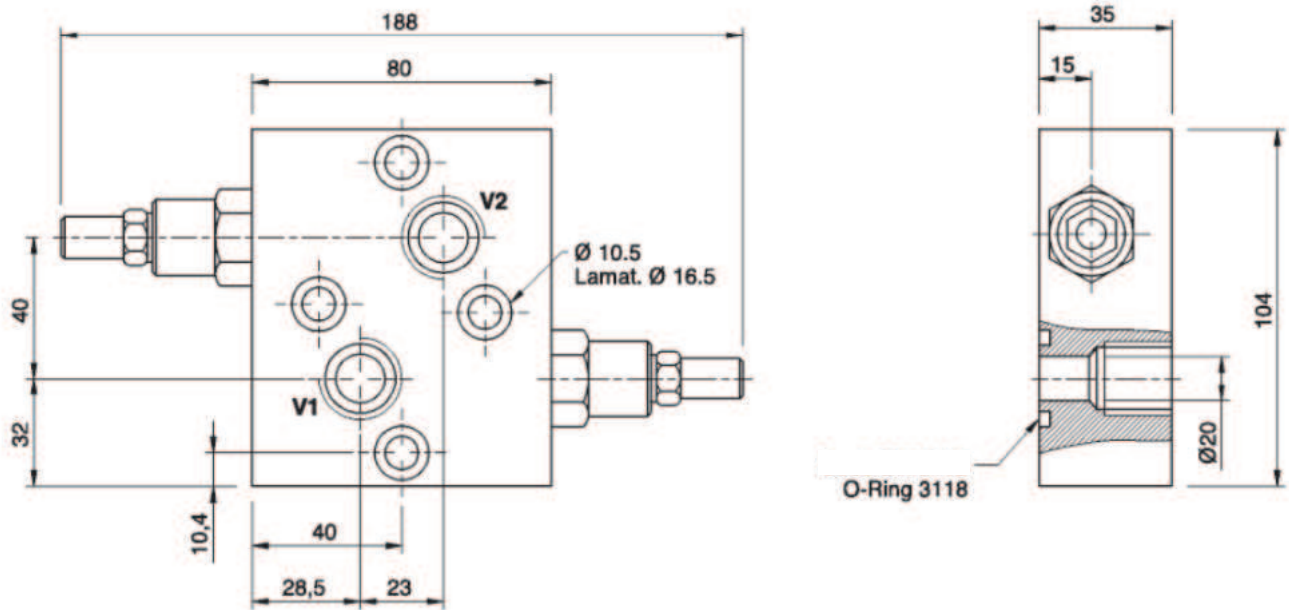
On Request

- Different setting range (see the table)
- Other setting available (CODE/T000 please specify the desired setting)

Performance Curve



Dimensional Drawing



Ordering Details

Code	Type	V1-V2	Weight
		GAS	Kg
VO505	VAU 3/4" OMT	G 3/4"	1.920
VO506	VAU 3/4" OMT SE	G 3/4"	1.784

SpringsTable

Setting Range	Pressure Increase	Standard Setting
Bar	Bar/Turn	Bar
10 - 50*	7	30
20 - 100*	12	75
30 - 180 standard	30	90
50 - 250	45	130
80 - 300	50	150

Adjustment

CODE/V	Handknob
CODE/PP	Arranged for sealing cap
CODE/P	Sealing cap

DUAL CROSS RELIEF VALVES